

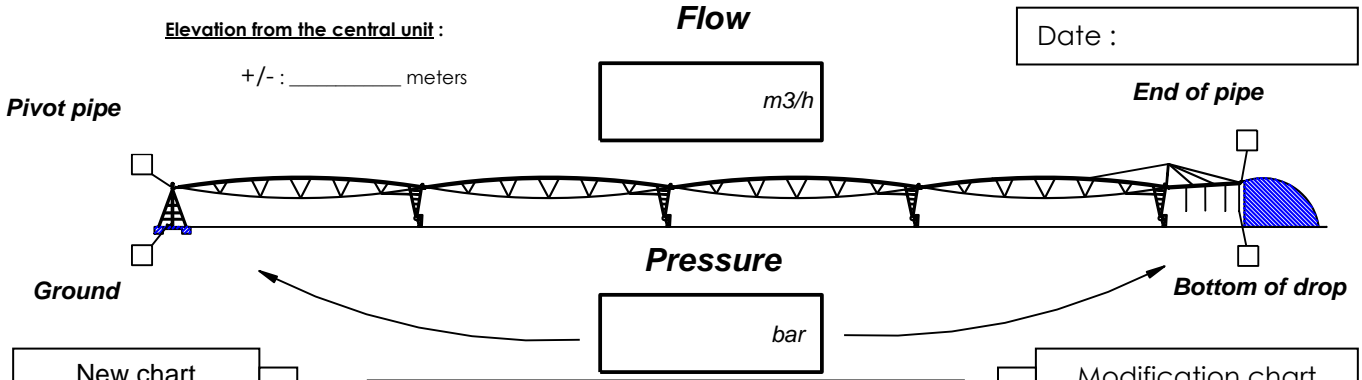
Applicant :

User :

Order n° :

Distributor stamp

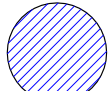
**IRRIGATION CHART APPLICATION FORM**



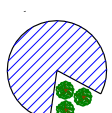
Type of machine :

Span	Ø ext.	Thick-ness	Length	Outlets / Span
1				
2				
3				
4				
5				
6				
7				
8				
9				
10				
11				
12				
13				
14				
15				
16				
17				
18				
19				
Overhang				
TOTAL →				

Full circle pivot

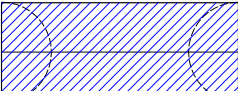


Part circle

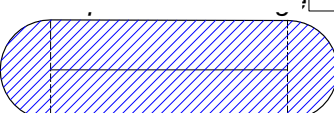


Angle =  °

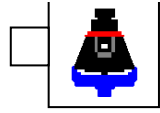
Single nozzling linear



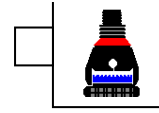
Double nozzling linear



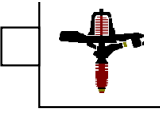
ROTATOR



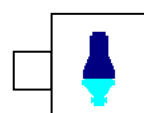
SPRAY



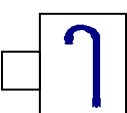
SPRINKLER



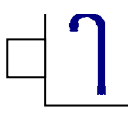
REGULATORS



STEEL DROP TUBES



FERSIL DROP TUBES



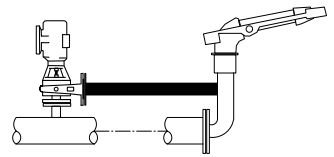
Booster

Model :

Gun

Model :

Wheels	Center drive reduction ratio	Wheel gearbox reduction ratio
11,2 - 10 - 24	1/20	1/43
12,4 - 11 - 24	1/30	1/50
14,9 - 13 - 24	1/40	1/60
16,9 - 13 - 24	1/___	1/___



Comments :